

FROM THE PRINCIPAL

Dear Parents and Community Members,

This report card is issued by the Oregon Department of Education. Even though no rating has been given for our school we press forward in working effectively and efficiently as a team in teaching our students to read. Our teachers collaborate and use kindergarten readiness screening data to direct their instruction in how best to serve the students at Pendleton Early Learning Center and the greater Pendleton community.

We will continue to fully implement the new Common Core State Standards, provide teachers with more professional development, and increase inclusive practice.

You can help by monitoring your student's homework, attending parent-teacher conferences and volunteering. We look forward to partnering with you over the coming year to make sure all of our students reach their potential.

Thank you,

Principal | Lori Hale

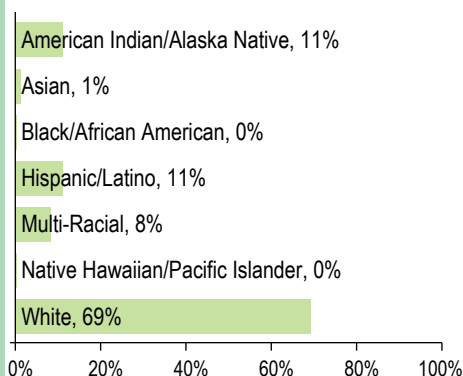
SCHOOL PROFILE

ENROLLMENT 2015-16	240
K-3	240
4-5	--
6-8	--

MEDIAN CLASS SIZE	School	Oregon
Self-Contained	23.5	25.0
Departmentalized	--	--

SELECTED DEMOGRAPHICS	
Economically Disadvantaged	62%
Students with Disabilities	7%
Ever English Learner	<5%
Different Languages Spoken	6
Regular Attenders	75.7%
Mobile Students	17.2%

STUDENTS



IMMUNIZATION RATES

Percent of students with all required vaccines: 94 (Visit www.healthoregon.org/immdata for more information.)

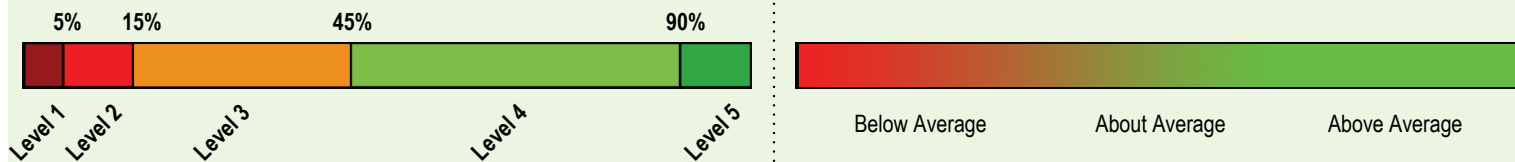
Percent of students without all required vaccines: 6

(This value includes students with medical exemptions, nonmedical exemptions, no immunization records, or up-to-date but incomplete immunization records.)

*, <5, and >95 are displayed when data are unavailable or to protect student confidentiality. *** indicates that this school offered lunch at no charge to all students.

OVERALL SCHOOL RATING

Given the recent passage of the Every Student Succeeds Act (ESSA) and the expiration of Oregon's ESEA flexibility waiver on August 1, 2016, the State of Oregon will not assign ratings (i.e., overall and comparison school ratings) to schools for the 2015-16 school year.



PROGRESS ARE STUDENTS MAKING ADEQUATE GAINS OVER TIME?

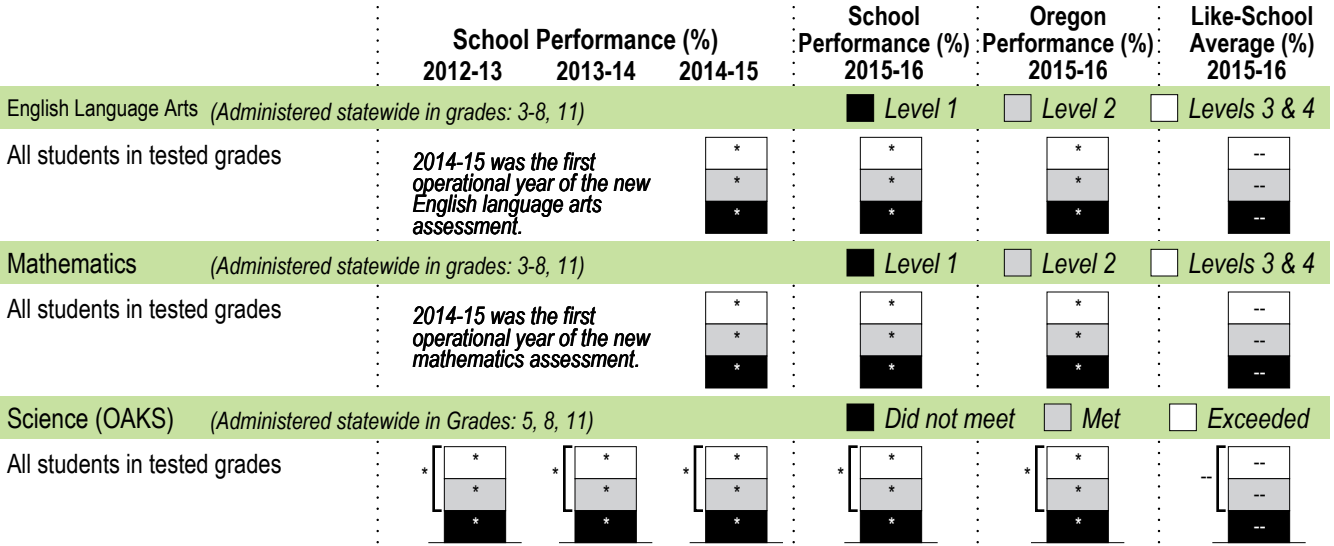
SCHOOL PERFORMANCE

Performance of students enrolled in the school for a full academic year

Did at least 95% of the students at this school take required assessments? Yes No, Interpret Results with Caution
Participation rate criteria are in place to ensure schools test all eligible students.

The Smarter Balanced and alternate assessments have four performance levels where levels 3 and 4 are meeting the standard for school and district accountability.

See report cards from previous years to view historical OAKS performance data.



Visit www.ode.state.or.us/go/data for additional assessment results.

*, <5, and >95 are displayed when the data must be suppressed to protect student confidentiality.

OUTCOMES FOR KEY STUDENT GROUPS AT THIS SCHOOL COMPARED TO THE SAME GROUPS STATEWIDE

STUDENT GROUP OUTCOMES

	School Performance (%)	Oregon Performance (%)	Like-School Average (%)	School Performance (%)	Oregon Performance (%)	Like-School Average (%)	School Performance (%)	Oregon Performance (%)	Like-School Average (%)
Economically Disadvantaged				American Indian/Alaska Native			Native Hawaiian/Pacific Islander		
Eng. Lang. Arts	*	*	---	Eng. Lang. Arts	*	*	Eng. Lang. Arts	*	*
Mathematics	*	*	---	Mathematics	*	*	Mathematics	*	*
Science	*	*	---	Science	*	*	Science	*	*
English Learners				Asian			White		
Eng. Lang. Arts	*	*	---	Eng. Lang. Arts	*	*	Eng. Lang. Arts	*	*
Mathematics	*	*	---	Mathematics	*	*	Mathematics	*	*
Science	*	*	---	Science	*	*	Science	*	*
Students with Disabilities				Black/African American			Female		
Eng. Lang. Arts	*	*	---	Eng. Lang. Arts	*	*	Eng. Lang. Arts	*	*
Mathematics	*	*	---	Mathematics	*	*	Mathematics	*	*
Science	*	*	---	Science	*	*	Science	*	*
Migrant				Hispanic/Latino			Male		
Eng. Lang. Arts	*	*	---	Eng. Lang. Arts	*	*	Eng. Lang. Arts	*	*
Mathematics	*	*	---	Mathematics	*	*	Mathematics	*	*
Science	*	*	---	Science	*	*	Science	*	*
Talented and Gifted				Multi-Racial					
Eng. Lang. Arts	*	*	---	Eng. Lang. Arts	*	*			
Mathematics	*	*	---	Mathematics	*	*			
Science	*	*	---	Science	*	*			

*, <5, and >95 are displayed when the data must be suppressed to protect student confidentiality.

CURRICULUM & LEARNING ENVIRONMENT WHAT IS THIS SCHOOL DOING TO IMPROVE STUDENT LEARNING AND TO PREPARE STUDENTS FOR THE FUTURE?

SCHOOL READINESS

- Positive Behavior Instructional Supports (PBIS)
- Track and support school attendance
- Daily Breakfast Program
- SMART Kids (Social Skills/Manners/Respectful Talk)
- Soft Start Program

ACADEMIC SUPPORT

- Special Education Program
- Multi-Tiered Systems of Support (MTSS)
- Title VI Indian Education Program/English Language Learner Program

ACADEMIC ENRICHMENT

- Talented and Gifted Program
- Differentiated Instruction
- Walk to Language

EXTRA-CURRICULAR ACTIVITIES/ AFTER SCHOOL PROGRAMS

- Strong community youth programs (arts, music, athletics and cultural)

Data and information in the Curriculum and Learning Environment section were provided by local schools and districts, and were not verified by the Oregon Department of Education.