

FROM THE PRINCIPAL

Dear Parents and Community Members,

In the 2012-2013 school year, Sherwood received an Overall State Rating of Above Average on the redesigned annual report card issued by the Oregon Department of Education. Our students are performing about as well as or better on standards-based tests as other Oregon elementary school students.

Key academic highlights:

- Students with disabilities experienced outstanding growth in Reading and Mathematics.
- As a group, Sherwood students experienced outstanding growth in Mathematics.

Our subgroup populations have seen relatively slow growth in

Reading. We've chosen to address this issue by developing inclusive and engaging instructional practices at all grade levels.

You can help by monitoring your student's homework and attending parent-teacher conferences. Grades and assignments can be checked at our home access website (grades 3-5) or by contacting your student's teacher (all grades). We look forward to partnering with you to ensure that all of our students achieve at high academic standards and demonstrate our Sherwood motto: Achieving –Excellence –Together.

Thank you,

Principal | Shelley Liscom

SCHOOL PROFILE

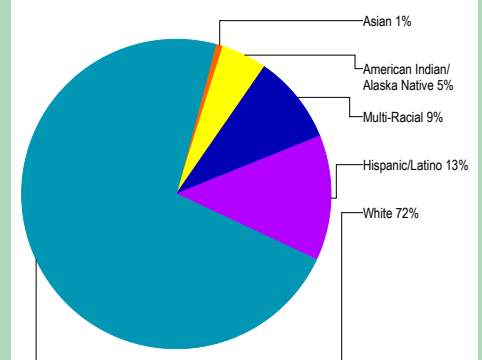
Enrollment 2012-13	421
K-3	306
4-5	115
Change from previous year	+2.9%
Students attending 90% or more of enrolled days	82%
.....	
Average elementary class size	25.6
Change from previous year	-0.2

Select Demographics 2012-13

English Learners	5%
<i>Students who have ever been eligible for or participated in a program to acquire academic English.</i>	
Economically disadvantaged	69%
Students with disabilities	15%
.....	
Number of different languages spoken:	2

Note: a "*" is displayed when the data must be suppressed to protect student confidentiality.

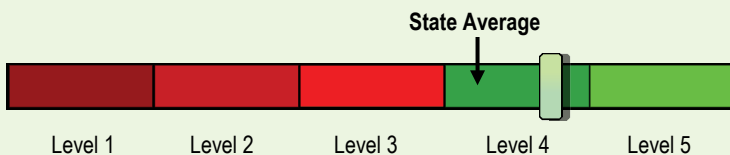
STUDENTS



OVERALL STATE RATING HOW ARE STUDENTS AT THIS SCHOOL PERFORMING COMPARED TO THOSE AT OTHER SCHOOLS?

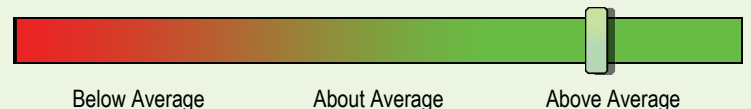
The overall state rating is intended to summarize this school's particular successes and challenges. It is based on a combination of up to five factors. Three of these factors come from standardized test scores in reading and math: student achievement, student growth, and the growth of underserved subgroups. Please be aware that this rating is based mainly on high-stakes testing and accordingly, represents a limited view of student performance. Other aspects of this report card are designed to put this rating in the proper context.

Compared to all schools statewide in 2012-13, this school is rated as Level 4.



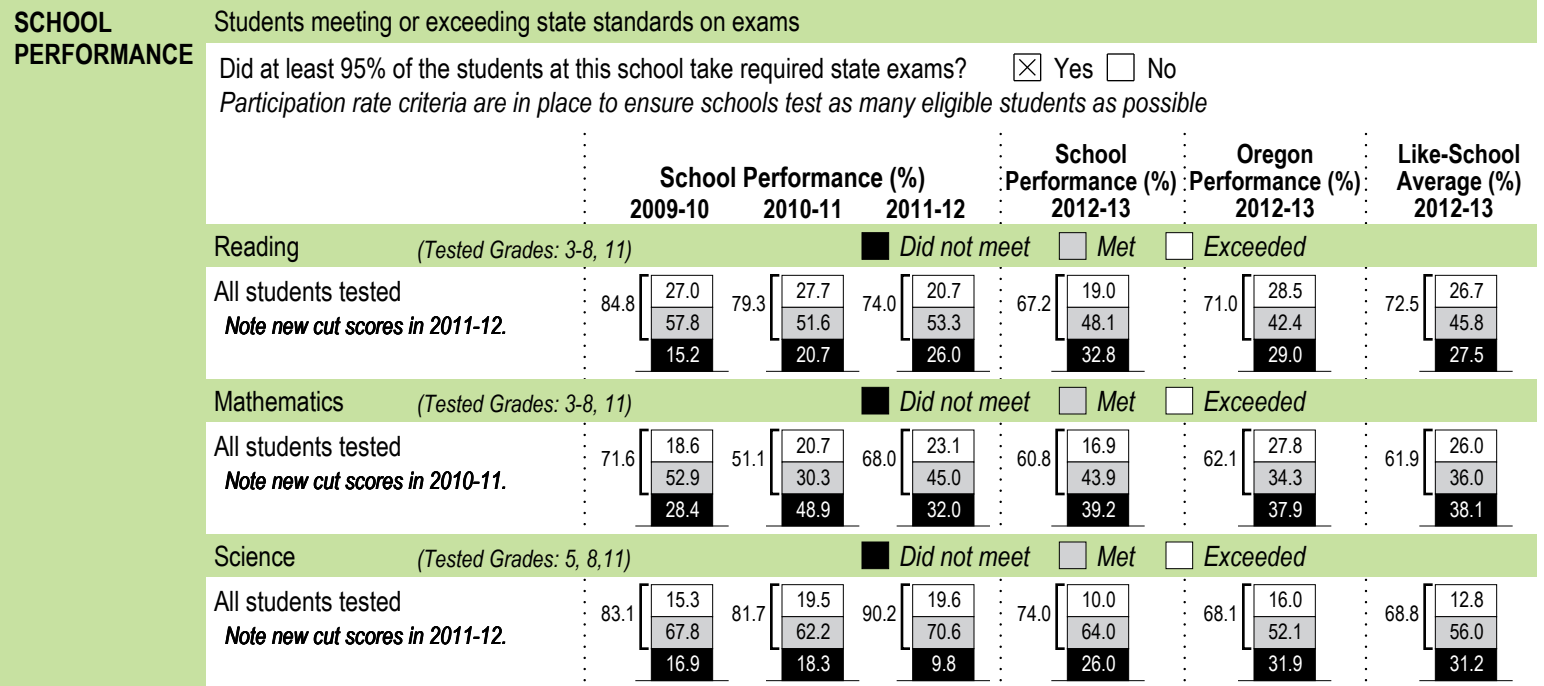
- Level 1** = Falls into the bottom 5% of schools
- Level 2** = Falls between 5% and 15% of schools
- Level 3** = Falls between 15% and 44% of schools
- Level 4** = Falls between 44% and 90% of schools
- Level 5** = Falls into the top 10% of schools

Compared to elementary schools with similar student demographics in 2012-13, this school's rating is above average.



- Below average** = Falls into the bottom third of comparison schools
- About average** = Falls into the middle third of comparison schools
- Above average** = Falls into the top third of comparison schools

PROGRESS ARE STUDENTS MAKING ADEQUATE GAINS OVER TIME?



Visit www.ode.state.or.us/go/data for additional state exam results.

Note: a "*" is displayed when data are unavailable or to protect student confidentiality.

OUTCOMES FOR KEY STUDENT GROUPS AT THIS SCHOOL COMPARED TO THE SAME GROUPS STATEWIDE

STUDENT GROUP OUTCOMES	School Performance (%)	Oregon Performance (%)	School Compared to OR Average	School Performance (%)	Oregon Performance (%)	School Compared to OR Average	School Performance (%)	Oregon Performance (%)	School Compared to OR Average		
	All Students				American Indian/Alaska Native			Native Hawaiian/Pacific Islander			
Reading	67.2	71.0	-3.8	Reading	33.3	57.4	-24.1	Reading	* 59.1	*	
Mathematics	60.8	62.1	-1.3	Mathematics	50.0	47.3	+2.7	Mathematics	* 46.5	*	
Science	74.0	68.1	+5.9	Science	* 53.2	*	Science	* 49.4	*		
Economically Disadvantaged				Asian			White				
Reading	61.4	60.2	+1.2	Reading	* 79.5	*	Reading	67.4	77.7	-10.3	
Mathematics	59.1	50.3	+8.8	Mathematics	* 79.7	*	Mathematics	62.5	68.0	-5.5	
Science	64.7	55.5	+9.2	Science	* 74.9	*	Science	74.4	76.5	-2.1	
English Learners				Black/African American			Female				
Reading	50.0	46.5	+3.5	Reading	* 55.2	*	Reading	73.6	73.2	+0.4	
Mathematics	37.5	43.3	-5.8	Mathematics	* 42.5	*	Mathematics	63.7	61.5	+2.2	
Science	* 39.6	*	*	Science	* 47.9	*	Science	75.0	65.9	+9.1	
Students with Disabilities				Hispanic/Latino			Male				
Reading	31.3	43.0	-11.7	Reading	63.6	52.1	+11.5	Reading	61.2	68.8	-7.6
Mathematics	46.9	33.7	+13.2	Mathematics	40.9	45.2	-4.3	Mathematics	58.2	62.7	-4.5
Science	50.0	42.9	+7.1	Science	* 45.3	*	Science	73.3	70.3	+3.0	
Talented and Gifted				Multi-Racial							
Reading	* 98.5	*	*	Reading	86.7	76.0	+10.7				
Mathematics	* 98.1	*	*	Mathematics	73.3	65.8	+7.5				
Science	* 98.0	*	*	Science	* 73.5	*					

Note: a "*" is displayed when data are unavailable or to protect student confidentiality.



Sherwood Heights Elementary School

3111 SW Marshall Ave
Pendleton, OR 97801-3898, (541) 966-3050
<http://ses.pendleton.k12.or.us/>

DISTRICT Pendleton SD 16
SUPERINTENDENT Jon Peterson
PRINCIPAL Shelley Liscom
GRADES SERVED K-5

For more report card measures
including detailed demographic
information visit
www.ode.state.or.us/go/reportcard

CURRICULUM & LEARNING ENVIRONMENT WHAT IS THIS SCHOOL DOING TO IMPROVE STUDENT LEARNING AND TO PREPARE STUDENTS FOR THE FUTURE?

SCHOOL READINESS

Positive Behavior Instructional Supports (PBIS)
Track and support school attendance
Daily Breakfast Program

Bullying and Harrassment Prevention Program
Kindergarten Jump Start Program

ACADEMIC SUPPORT

Special Education Program
Effective Behavior and Instructional Support System (EBISS)
Title VII Indian Education Program/English Language Learner Program
School-Wide Title I

ACADEMIC ENRICHMENT

Talented and Gifted Program
Battle of the Books
Differentiated Instruction

EXTRACURRICULAR ACTIVITIES

Choir
Strong community youth programs

(arts, music, athletics and cultural)

Data and information in the Curriculum and Learning Environment section was provided by local schools and districts and was not verified by the Oregon Department of Education.